



Available in freeze dried, fresh brew or bean-to-cup configurations, the Geneva dispenses a broad menu of premium and specialty coffees and serves them just the way your customers like them.

With a state-of-the-art brewing system and precise ingredient controls, they are ensured a high-quality cup each and every time.

Drinks are available with lightener and / or sugar.
Eight canisters allow for a large range of possible drink selections.

DRINK SELECTION	Freeze Dried Model Soluble FD Coffee	Fresh Brew Model Fresh Ground Coffee	Bean-To-Cup Model Fresh Ground Coffee
Regular Coffee	•	•	•
Decaffeinated Coffee	•	•	•
Espresso	•	•	•
Cappuccino	•	•	•
Café Latte	•	•	•
Café Mocha	•	•	•
Hot Chocolate	•	•	•
Hot Tea	•	•	•
Specialty Cappuccino 1 - single mix	•	•	•
Specialty Cappuccino 2 - single mix	•	•	•
Hot Water	•	•	•

Advanced Power Management System

Geneva saves energy by powering down during low use periods.




Comprehensive Drink Range

Geneva offers a wide variety of drinks including two specialty coffees with lightener and sugar options.



State-Of-The-Art Brewing System

Simple brewing system and state-of-the-art filtering ensure a high quality, consistent drink (No Filter Paper Required)




iVend Guaranteed Delivery System

Infrared sensor system ensures your customer receives their cup or their money back.



One Touch Servicing

Servicing is straight forward and clean-up is simple. Flush bowls & brewer with just one push of a button.




Own Cup Feature

Use your own cup. Geneva automatically senses when you've placed your cup in the vend area.



Optional Smart Card Programming

Upload pre-configured settings to one or multiple machines.



Geneva Hot Beverage Merchandiser						
Selections	11 Major Selections & up to 34 Beverage Combinations of Coffee, Specialty Coffees, Hot chocolate, Tea, Cappuccino & Espresso					
Standard Capacities	Up to 400 - 7 oz (210 ml) squat cups; Up to 384 - 12 oz (355 ml) cups Accommodates cups up to a lip diameter of 3.25" (82.5 mm)					
Pricing	Individual from \$0 to \$65.35					
Payment Systems	All Industry standard MDB compatible devices					
Data Communication	DEX/UCS, EVA-DTS compatible, Smart Card Utility					
Electrical Requirements	Domestic: 115 VAC/60Hz., 9.5 AMPS; International: 230 VAC/50Hz 9 AMPS					
Dimensions	Height	72" (183 cm)	Width	27.5" (70.5 cm)	Depth	28" (71 cm)
Net Weight	*340 lbs. (154.2 kg) *Varies with configuration and options.					
Water Requirements	15-116 psi (1-8 Bar)					
Standard Features	LED lighting, iVend® Delivery Sensor System, Advanced Power Management System, Automatic Delivery Door, Timed Free Vend, Discounting, One Touch Servicing					
Options	Fresh Brew, Freeze Dry and New Bean-to-Cup Models, inDEX Tool, Smart Card Programming, Custom Colors, Custom Graphics					

In order to bring you the best products possible, we continue to improve product design and performance and as such specifications are subject to change without notice. The manufacturer makes no warranties or representations of compliance with any local, state, national or international requirements for the operation of the equipment in any application for which it is capable of being used beyond the UL and NAMA approvals listed on the product. Any purchaser is required to make an independent analysis of the fitness and legality of the product's usage before it is deployed and must continue to monitor the potential changing nature of compliance requirements. The manufacturer expressly disclaims responsibility for compliance with any laws and affirmatively requires any buyer to make an independent analysis of the fitness and legal basis of any use or application of the subject unit.



4i, REO
j SB, q IF, 4RDM, 4RF
S O L G V R P G L P R V
DB KFTFBMTFSA DN

